



Gobierno de Reconciliación  
y Unidad Nacional  
*El Pueblo, Presidente!*

**MINED**  
Un Ministerio en la Comunidad

**MINISTERIO DE EDUCACIÓN**

# ACTIVITY BOOK 1



**FIRST  
GRADE**

**DIRECCIÓN DE EDUCACIÓN  
PRIMARIA REGULAR Y EXTRA-EDAD**

**AUTORIDADES:**

Mendy Arauz Silva Ministra de Educación

Salvador Vanegas Guido Asesor de la Presidencia Para Asuntos Educativos

Cristian Danilo Cerda Cerda Director General de Primaria

**RECOPIACIÓN:**

Anielka Ortiz Orozco      Asesor Pedagógico

**Revisión Técnica Asesores Pedagógicos:**

Lidamar Tamara Sanchez Acevedo

Jamyn Efrain Garcia

Melkis Manuel Barrios

Karla Ivanessa Soza Medina

Diseño, diagramación, portada y contraportada

Martha García Pérez

**Fuente de Financiamiento: Recursos del Tesoro**

# PRESENTACIÓN

El Ministerio de Educación, de conformidad con la Estrategia Nacional de Educación “Bendiciones y Victorias 2024-2026” en todas sus modalidades, concretamente con el Eje 1 Educación para la Vida, el Lineamiento 8 Fortaleceremos el Aprendizaje del Inglés como Segundo Idioma para Estudiantes y Docentes, en todos los niveles educativos, como herramienta para el desarrollo profesional y personal, y en coherencia con el Plan de Educación 2022-2026, Objetivo 1, Tema Estratégico 2, Línea de Acción 2.1: Consolidación del Aprendizaje del Inglés como Segundo Idioma en estudiantes de Educación Primaria, en los que se establece la incorporación del inglés como segundo idioma en planes de estudio de todas las modalidades educativas, para el desarrollo y certificación de habilidades lingüísticas con estándares internacionales de acuerdo a las normas del Marco Común Europeo de Referencias para las Lenguas, presenta el **Cuaderno de Trabajo Activity Book 1st Grade**, a fin de reforzar el aprendizaje del idioma inglés en Educación Primaria.

Este recurso didáctico incluye diversas actividades formativas, dirigidas a niñas y niños de primer grado en los centros educativos públicos de Primaria Regular, para desarrollar procesos de aprendizaje adecuados y la apropiación del idioma inglés.


Estas actividades han sido concebidas y diseñadas para fomentar las habilidades lingüísticas de este idioma de manera didáctica, contando con el compromiso de la maestra y el maestro, el protagonismo de los estudiantes y el invaluable apoyo de madres y padres de familia.

**Activity 1:** Listen, say and color. My Beautiful School!

Hi / Goodbye  
Teacher's name/ peers' names  
what's your name? / My name's



**Activity 2:** Color the hands  
○ Left hand - Goodbye: red    ○ Right hand- Hello: green



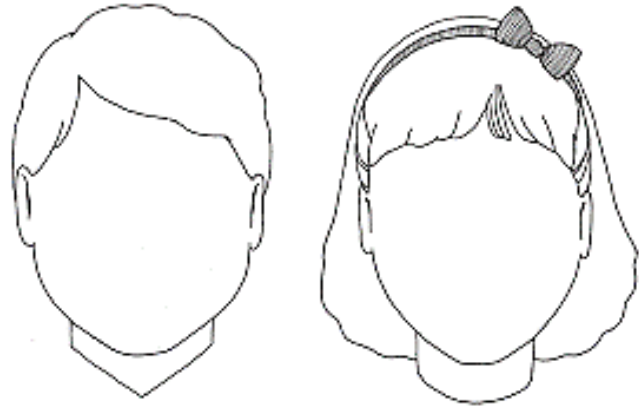
Goodbye



Hello

**Activity 3:** Draw yourself and complete.

What's your name?



*My name is* \_\_\_\_\_

**Activity 4:** Ask, answer and check (✓).

What's your name?  
My name's ...



**Activity 5:** Look, listen and circle.



listen



draw




sing



Point



say



open

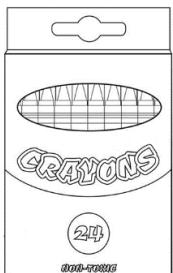
**Activity 6:** Trace and color.



Book




Pencil



Notebook



Crayons

Board







**Activity 7:** Ask and answer.

What's this?  
It's ...



**Activity 8:** Look and match (—).



Pencil

Ruler




Eraser

Book

School bag

Pencil case


Activity 9: Listen, say and check (✓).



**Activity 10:**

Look and match (—).

Stand up



Clap your hand



Sit down



Make a circle




**Activity 11:**

Look, trace and say.



Stand up

Sit down

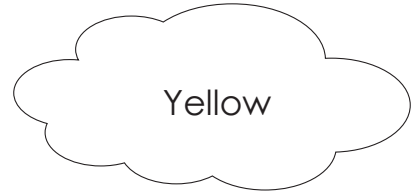
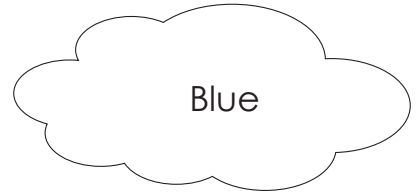
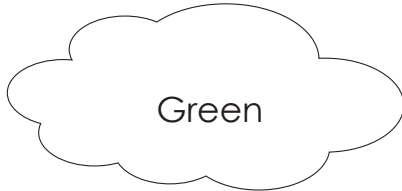
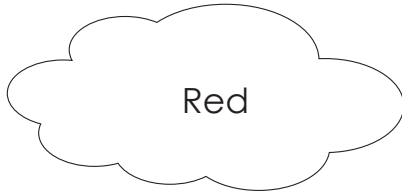


Claps


Make a circle




Activity 12: Look, listen and color.




Activity 13: Color and trace.



*Blue*



*Yellow*






*Red*

**Activity 14:** Look, say and draw.

1. This is my teacher.





2. This is my school.

3. This is my friend.



Story Telling.

**Activity 15:** Make your family puppets.



**Activity 16:** Make your own puppets.



# 1

## Unit

## Greeting and Numbers

**Activity 1:** Listen, trace and color.



*Hello Hi*



*Goodbye bye*

**Activity 2:** Complete with vowels.




H\_\_ll\_\_




By\_\_

**Activity 3:** Color the hands and trace the word.

○ Left hand - Goodbye: red    ○ Right hand- Hello: green



*Goodbye*



*Hello*

**Activity 4:** Match and color.



○ *Hello*



○ *Goodbye*

**Activity 5:** Trace and complete.

What's your name?

What's your name?

What's your name?



My name's

My name's

My name's

My name's



**Activity 6:** Listen and color.




One



Two



Three



Four




Five



Six




Seven



Eight



Nine



Ten

**Activity 7:** Trace and color.



5

Five

8

Eight

6

Six

9

Nine

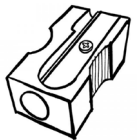
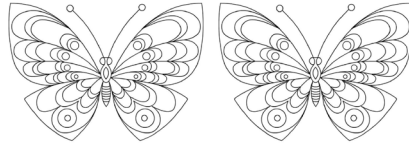
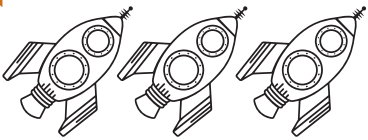
7

Seven

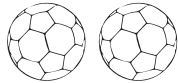

10

Ten


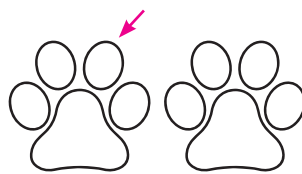
**Activity 8:** Count and match.



1 5 6 8 9




7 3 10 2 4



**Activity 9:** Color and trace.

How old are you?


I'm 6



I am six


**Activity 10:** Draw, color and answer the question.

How old are you?



I am


**Activity 11:** Listen and check (✓).




Activity 1: Trace and color.




Ball




Story  
book



Robot



Video  
game




Truck




Teddy  
bear



Scooter


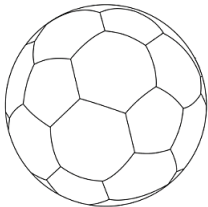





Top




Car

**Activity 2:** Listen and check.




**Activity 3:** Listen and draw about toys.

**Activity 4:** Count and complete.



\_\_\_\_\_ Teddy bears



\_\_\_\_\_ Video games



\_\_\_\_\_ Scooter

**Activity 5:** Look and Complete.



It's a \_\_\_\_\_



It's a \_\_\_\_\_



It's a \_\_\_\_\_

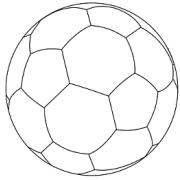


It's a \_\_\_\_\_


**Activity 6:** Look and circle.



Is it a top? → Yes, it is  
→ No, It isn't.

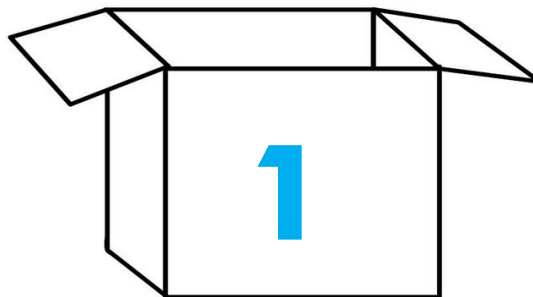
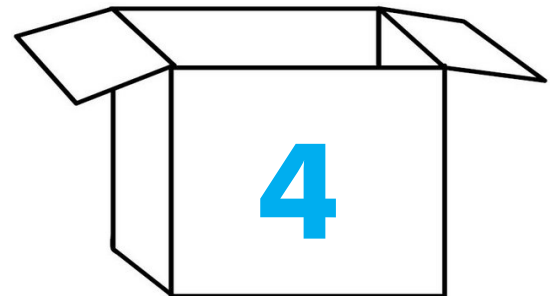
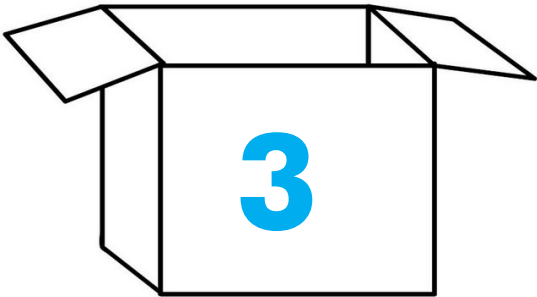


Is it a ball? → Yes, it is  
→ No, It isn't.




Is it a scooter? → Yes, it is  
→ No, It isn't.


**Activity 7:** Look, listen and draw toys.




Activity 1: Color and trace.




*Pink*




*Green*




*Blue*




*Purple*



*Yellow*




*Red*



*Orange*


**Activity 2:** Color and match.




○  
*Green*



○  
*Orange*



○  
*Blue*




○  
*Yellow*

**Activity 3:** Listen and color.

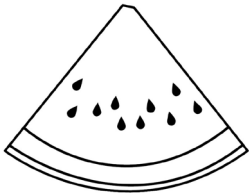


**Activity 4:** Complete with a color.


What color is it?




It's \_\_\_\_\_



It's \_\_\_\_\_ and \_\_\_\_\_




It's \_\_\_\_\_



It's \_\_\_\_\_


**Activity 5:** Complete and say.

What is your  
favorite  
color?



My favorite  
color is

My favorite color is



and




My favorite color is




and




My favorite color is




and




**Activity 6:** Color and trace.



*Tree*




*Ladybug*



*Apple*



*Banana*




*Sun*




*Cat*



*Dog*







*Horse*



*Lizard*

**Activity 7:** Look and match.



Horse

Banana

Apple

Dog



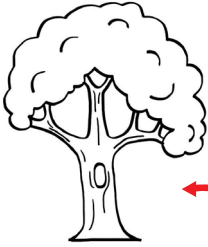
Ladybug

Sun

Cat

Tree

Lizard



**Activity 8:** Listen and draw about color.

# 4


Unit

Our School


Activity 1: Trace and color.




School  
bag



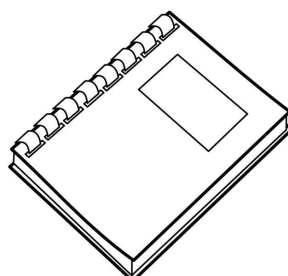
Pencil



Ruler




Eraser



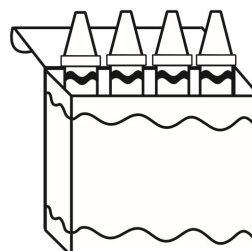
Notebook



Glue

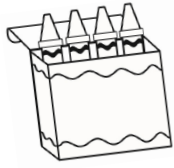


Book



Crayons

**Activity 2:** Match the pictures.



Crayons



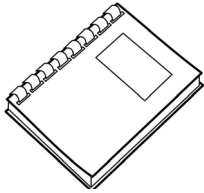
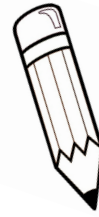
Pencil

Notebook



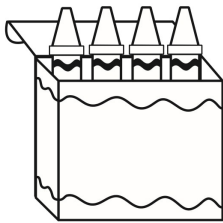

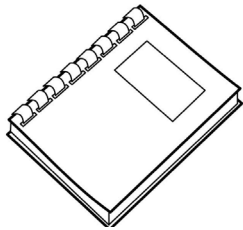
Glue

Ruler


Eraser




**Activity 3:** Listen and color.



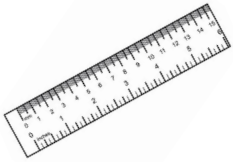
**Activity 4:** Trace, color and complete.




*My book is red.*



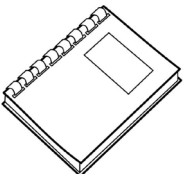
My crayons is




My ruler is



My pencil is

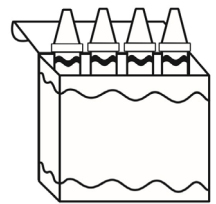

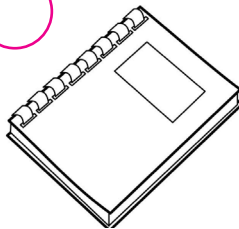




My notebook is




My eraser is

**Activity 5:** Listen and number.



**Activity 6:** Listen and draw about classroom objects.

Four large, empty rectangular boxes with dashed pink borders, arranged in a 2x2 grid. These boxes are intended for drawing classroom objects.

**Activity 7:** Complete and say (classroom objects + color).

My

A single dashed pink rectangular box, intended for drawing a classroom object.

is

A single dashed pink rectangular box, intended for drawing a classroom object.

# 5

Unit

Clothes

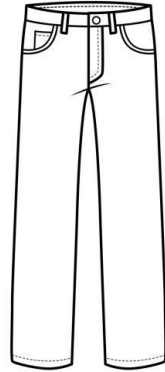
Activity 1: Color and trace.



*Shoes*



*sneakers*



*Pants*



*T-shirt*




*Cap*



*Dress*





*Jacket*

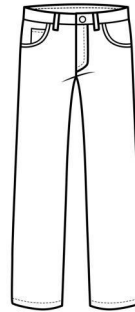



*Skirt*

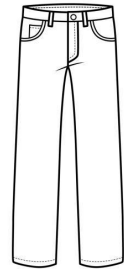
**Activity 2:** Listen and number from 1 to 4.



**Activity 3:** Listen and color.



**Activity 4:** Circle the correct answer.




- a. Pants
- b. Shoes
- c. T-shirt

- a. Dress
- b. Skirt
- c. T-shirt

- a. Jacket
- b. Cap
- c. Shoes

- a. Dress
- b. Jacket
- c. Pants

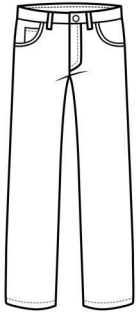
**Activity 5:** Complete with vowels.



Sk\_\_rt



J\_\_ck\_\_t



P\_\_nts



C\_\_p



Tsh\_\_rt

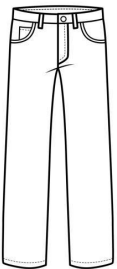


Sh\_\_es

**Activity 6:** Trace and color.



*I have a red t-shirt.*



*I have a blue pants.*



*I have an orange cap.*



I have a pink skirt.



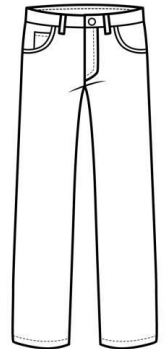
I have green sneakers.



I have black shoes.

**Activity 7:** Classify the item clothes.



# 6

## Unit

## My Family

Activity 1: Color and trace.



Mom



Brother



Dad



Grandma



Sister



Grandpa

Activity 2: Color and match the pictures.

Brother

Grandpa



Dad




Grandma

Mom

Sister

**Activity 3:** Listen and check (✓).



**Activity 4:** Trace the sentences.



*This is my dad.*



*This is my mom.*



*This is my sister.*



*This is my brother.*



*This is my grandma.*





*This is my grandpa.*

**Activity 5:**

Complete and draw about family.

This is my \_\_\_\_\_.

This is my \_\_\_\_\_.




**Activity 6:**

Color and complete with vowels.

1. Gr\_\_ndm\_\_
2. M\_\_
3. S\_\_st\_\_r
4. Gr\_\_ndp\_\_
5. D\_\_d
6. Br\_\_th\_\_r



**Activity 7:** Draw and complete.

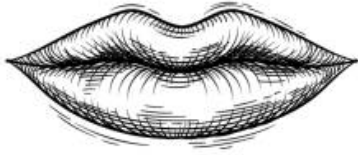


# 7

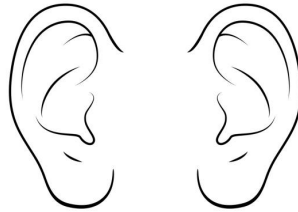
Unit

My Body

Activity 1: Listen and trace.



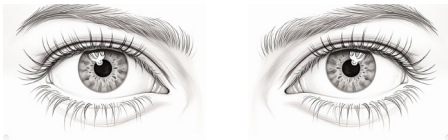
*Mouth*



*Ears*



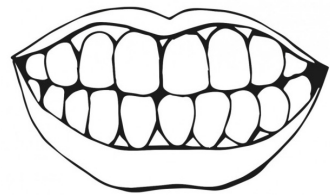
*Hair*



*Eyes*




*Nose*

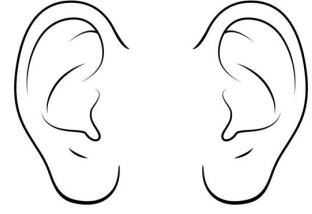
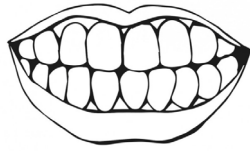
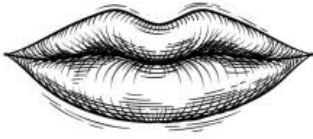


*Teeth*

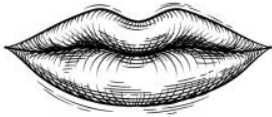
Activity 2: Draw your face.



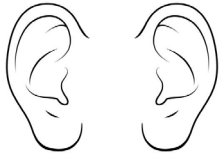
**Activity 3:** Listen and check.



**Activity 4:** Trace the sentences.



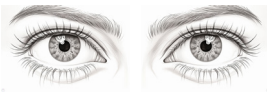
*This is my mouth.*



*These are my ears.*



*This is my nose.*



*These are my eyes.*

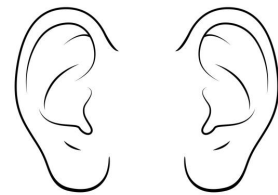
**Activity 5:** Look and Circle.



- a. These are my mouth.
- b. This is my mouth.



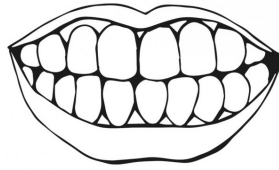
- a. This is my nose.
- b. These are my nose.



- a. This is my ears.
- b. These are my ears.



- a. These are my eyes.
- b. This is my eyes.




- a. This is my teeth.
- b. These are my teeth.




- a. This is my hair.
- b. These are my hair.


**Activity 6:** Look, count and complete.



*I have three*



*I have four*



*I have two*


**Activity 7:** Listen and draw.

Hello! I have a face, I have four eyes, they are green color. I have two ears, I have a mouth and teeth.

I have three noses and I have hair, it is color yellow and my face is pink.




**Activity 1:** Trace the words.




*Hamburger*




*Milk*




*Ice cream*



*Carrot*



*Cake*



*Apple*

**Activity 2:** Find and circle the word.

c	a	r	a	e	m
a	g	p	p	b	i
k	l	i	p	r	l
e	p	n	l	i	k
n	e	k	e	w	l
c	a	r	r	o	t

Apple

Cake

Carrot

Milk

**Activity 3:** Listen and draw about food.





Healthy





Unhealthy

Two large empty rectangular boxes with dotted pink borders, intended for drawing.

**Activity 4:** Look and match.



- Milk
- Ice-Cream
- Hamburger
- Carrot
- Cake
- Apple



**Activity 5:** Draw food you like/don't like.



Two large, empty rectangular boxes with a dotted pink border, intended for drawing food.

**Activity 6:** Write sentences with I like/ I don't like.



*I like ice cream.*




Blank handwriting lines for writing a sentence.



Blank handwriting lines for writing a sentence.



Blank handwriting lines for writing a sentence.




Blank handwriting lines for writing a sentence.



Blank handwriting lines for writing a sentence.


**Activity 1:** Trace the words.



Sunny



Cloudy




Windy



Snowy



Stormy



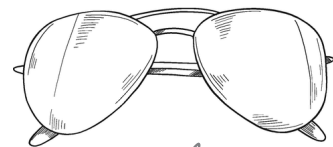
Hat

Socks




Umbrella

Boots



Sunglasses


**Activity 2:** Look and match.



Hat  
Stormy  
Sunny

Windy  
Socks  
Sunglasses

Boots  
Umbrella  
Snowy




**Activity 3:** Listen and draw about the weather vocabulary.


**Activity 4:** Draw and trace.

## How's the Weather?



*It's sunny.*




*It's windy.*



*It's cloudy.*



*It's stormy.*



*It's snowy.*

**Activity 5:** Draw and complete.

How's the weather Today?

It's \_\_\_\_\_.



**Activity 6:** Look and circle.



It's




It's



It's




It's



It's



It's



## Bibliografía

Llanas, Angela & Kineton Julie, (2011). Bounce Now Student Book Edition 1. Macmillan Education.

Dirección General de Educación Primaria MINED. (2018). Mallas de Inglés de Primaria Regular para primero y segundo grado. [Documento no publicado, proporcionado por la Dirección General de Educación Primaria, MINED]

Imagines, adobe stock. Copyc2021 adobe. All right reserved

[www.pinterest.com](http://www.pinterest.com)

[www.freepikvectores.com](http://www.freepikvectores.com)

[www.vectorstock.com](http://www.vectorstock.com)

[www.shutterstock.com](http://www.shutterstock.com)

[www.pixabay.com/illustration](http://www.pixabay.com/illustration)

<https://www.cambridge.es/catalogo/infantil/cursos/little-steps/componentes#activity-book>

<https://www.cambridge.es/catalogo/infantil>